



When the window's design or the home's décor calls for that traditional touch, Truth's Restoration Hardware is the answer. Designed and crafted to replicate the styling of window hardware from an earlier era, Truth has used today's technology to create a hardware system that is both stylish and functional.

APPLICATION AND DESIGN:

Truth's Restoration Lock comes equipped with the traditional open cam lock, and is fitted with a durable plastic insert on the keeper to protect the surface of the cam during lock-up and to aid in its smooth operation. This open cam design also provides for a simple visual indicator that the system is locked.

The traditional styling of the thumb lever on the lock is ergonomically simple to operate. The spring back design snaps the cam into the lock or un-locked position which reduces the potential for accidental marring of grilles.

With a lower profile than many other lock and keeper configurations, Truth's Restoration Lock system helps to minimize sight line interference.

Utilizing standard mounting holes (2-1/16") and setback (11/16") this lock and keeper are an easy retrofit to existing lock applications thereby reducing any additional manufacturing set-ups.

Truth also offers a Restoration Sash Lift which has a traditional finger-pull look, and encourages the lifting of the window from bottom thereby putting less stress on the sash than would occur from pushing on the top rail. See Truth's Sash Lift section for further technical information.



WARRANTY: Protected under the terms of the Truth Warranty for Window & Door Manufacturers & Authorized Distributors. Refer to Truth's Terms & Conditions for further details.

MATERIAL: High-pressure, corrosion-resistant die-cast zinc. Molded plastic insert.

FINISH: Electrostatically applied, durable coatings that provide excellent resistance to chipping, scratching and corrosion while maintaining color stability for years in direct sunlight. Please refer to Truth's Color Chart for examples of Truth's most popular finish options. Truth also offers a wide range of decorative "plated" finishes – contact Truth for additional information on availability of these finishes on specific product lines.

ORDERING INFORMATION:

1. Order item #17.02 Restoration Lock.
2. Order item #12505.XX Restoration Keeper
3. Order item #18.16 Restoration Lift
4. Specify finish
5. Select screws (fasteners). Sold separately.

RECOMMENDED SCREWS:

Phillips flat head screws. Refer to drawings for additional specs. Length and thread type to be determined by profile. For further information on screw selection – see Truth Tips

TRUTH TIPS:

1. When two locks are used on one window, the placement of each lock, with respect to its keeper becomes very critical to maintain a constant weather seal on all sides of the window and to insure that each lock engages properly with its keeper.
2. For accurate hardware placement in vinyl or metal applications, pre-drilling of the window profile is recommended.
3. For vinyl window applications, mounting screws should pass through two PVC walls, or one PVC wall and one insert wall. For this reason, it may be necessary to use a longer screw than is recommended.

INCLUDE TRUTH SPECS ON YOUR NEXT WINDOW PROJECT

Window check rail locks shall be included which increase both security and weather seal tightness. The lock must provide easy operation and positive locked feel (detent). Window check rail locks shall be of open cam design.

Locks will be of #17 Series design as manufactured by Truth Hardware.

FIG. 1 RESTORATION LOCK APPLICATION

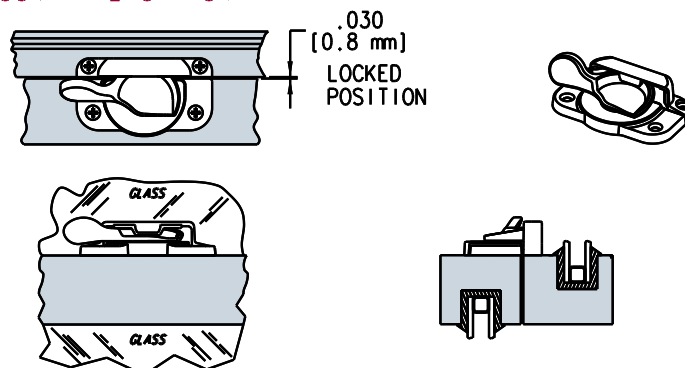
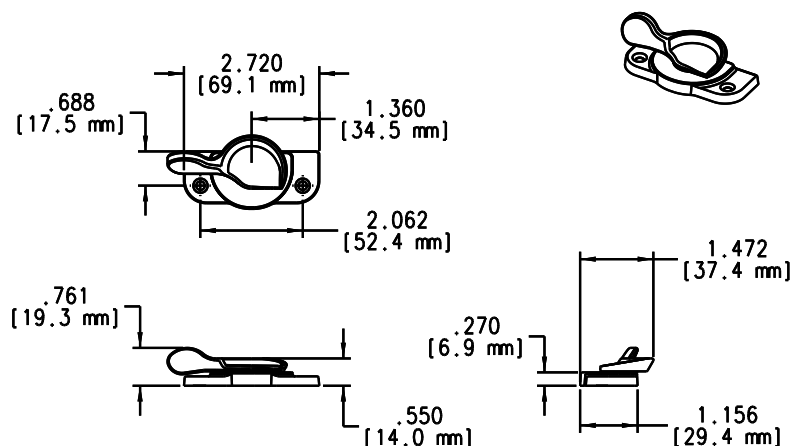


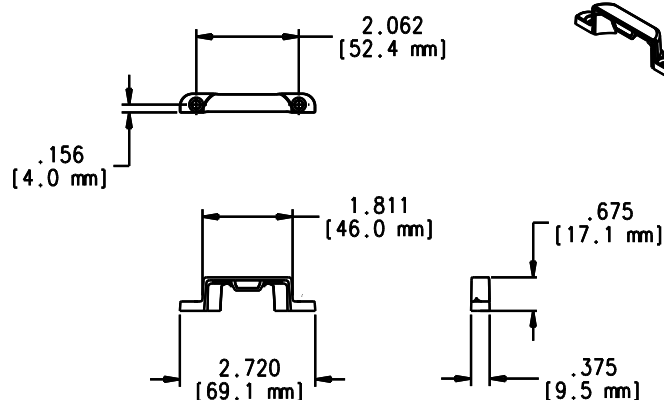
FIG. 2 17.02 RESTORATION LOCK APPLICATION



RECOMMENDED SCREWS:

(QTY 2) #6 PHILLIPS FLAT HEAD SCREWS
(LENGTH AND TYPE TO BE DETERMINED BY
PROFILE)

FIG. 3. 12505.XX KEEPER



RECOMMENDED SCREWS:

(QTY 2) #6 PHILLIPS FLAT HEAD SCREWS
(LENGTH AND TYPE TO BE DETERMINED BY
PROFILE)