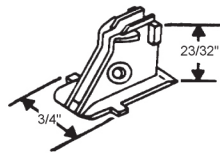
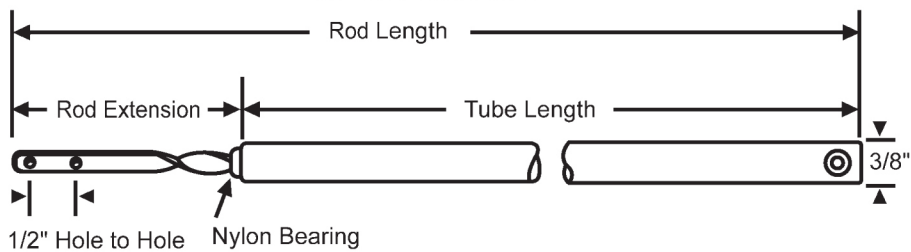


74 Series Balances

3/8" TUBE BALANCE



Pick from a variety of ends.



Ordering Information

- 1) Measure metal tube length (Do not include nylon bearing).
- 2) Measure spiral rod length. (Make sure rod is flush with screw hole end of tube before measuring.)
- 3) Identify the color of the bearing (e.g., white, red or blue) and select our corresponding part number from the chart below.
- 4) To identify the appropriate carrier or shoe to be attached and other related accessories, see page 57.

Note: Attached carriers and related accessories must be ordered separately. If you want the ends attached, add the letter "A" to the suffix of the part number when ordering.

General Information

- 1) White, red and blue bearings are for sashes weighing up to 22 lbs; green bearings are for sashes weighing up to 26 lbs. Consult your sales representative for ordering information.
- 2) The appropriate tensioning tools are 70-515 and 70-516 as shown on pages 53 and 87.

This series always comes with a shoe or bracket attached. Some customers confuse this series with our 83 series tilt balances on page 66.

Standard Rod

Tube Length	Rod Length	White Bearing	Red Bearing	Blue Bearing	Green* Bearing
10"	10-3/4"	74-S10	---	---	---
11"	11-3/4"	74-S11	---	---	---
12"	12-3/4"	74-S12	---	---	---
13"	13-3/4"	74-S13	74-S13R	---	---
14"	14-3/4"	74-S14	74-S14R	---	---
15"	15-3/4"	74-S15	74-S15R	74-S15B	---
16"	16-3/4"	74-S16	74-S16R	74-S16B	---
17"	17-3/4"	74-S17	74-S17R	74-S17B	---
18"	18-3/4"	74-S18	74-S18R	74-S18B	---
19"	19-3/4"	74-S19	74-S19R	74-S19B	---
20"	20-3/4"	74-S20	74-S20R	74-S20B	---
21"	21-3/4"	74-S21	74-S21R	74-S21B	---
22"	22-3/4"	74-S22	74-S22R	74-S22B	---
23"	23-3/4"	74-S23	74-S23R	74-S23B	74-S23G
24"	24-3/4"	74-S24	74-S24R	74-S24B	---
25"	25-3/4"	74-S25	74-S25R	74-S25B	74-S25G
26"	26-3/4"	74-S26	74-S26R	---	---
27"	27-3/4"	74-S27	74-S27R	---	---
28"	28-3/4"	74-S28	74-S28R	---	74-S28G
29"	29-3/4"	74-S29	74-S29R	---	74-S29G
30"	30-3/4"	74-S30	74-S30R	---	74-S30G
31"	31-3/4"	74-S31	74-S31R	---	---
32"	32-3/4"	74-S32	74-S32R	---	---
33"	33-3/4"	74-S33	---	---	---
34"	34-3/4"	74-S34	---	---	74-S34G
35"	35-3/4"	74-S35	---	---	---
36"	36-3/4"	74-S36	---	---	74-S36G
37"	37-3/4"	74-S37	---	---	---
38"	38-3/4"	74-S38	---	---	---
39"	39-3/4"	74-S39	---	---	---
40"	40-3/4"	74-S40	---	---	---

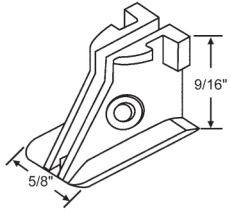
Extended Rod

Tube Length	Rod Length	White Bearing	Red Bearing	Blue Bearing	Green* Bearing
10"	11-3/4"	74-10	---	---	---
11"	12-3/4"	74-11	---	---	---
12"	13-3/4"	74-12	---	---	---
13"	14-3/4"	74-13	74-13R	---	---
14"	15-3/4"	74-14	74-14R	---	---
15"	16-3/4"	74-15	74-15R	74-15B	---
16"	17-3/4"	74-16	74-16R	74-16B	---
17"	18-3/4"	74-17	74-17R	74-17B	---
18"	19-3/4"	74-18	74-18R	74-18B	---
19"	20-3/4"	74-19	74-19R	74-19B	---
20"	21-3/4"	74-20	74-20R	74-20B	---
21"	22-3/4"	74-21	74-21R	74-21B	---
22"	23-3/4"	74-22	74-22R	74-22B	---
23"	24-3/4"	74-23	74-23R	74-23B	---
24"	25-3/4"	74-24	74-24R	74-24B	---
25"	26-3/4"	74-25	74-25R	74-25B	---
26"	27-3/4"	74-26	74-26R	---	---
27"	28-3/4"	74-27	74-27R	---	---
28"	29-3/4"	74-28	74-28R	---	74-28G
29"	30-3/4"	74-29	74-29R	---	74-29G
30"	31-3/4"	74-30	74-30R	---	74-30G
31"	32-3/4"	74-31	74-31R	---	74-31G
32"	33-3/4"	74-32	74-32R	---	---
33"	34-3/4"	74-33	---	---	---
34"	35-3/4"	74-34	---	---	---
35"	36-3/4"	74-35	---	---	---
36"	37-3/4"	74-36	---	---	---
37"	38-3/4"	74-37	---	---	---
38"	39-3/4"	74-38	---	---	---
39"	40-3/4"	74-39	---	---	---
40"	41-3/4"	74-40	---	---	---

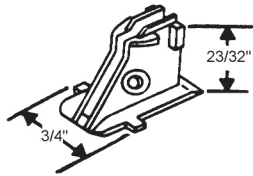
*Other sizes available upon request.

74 Series Balance Accessories

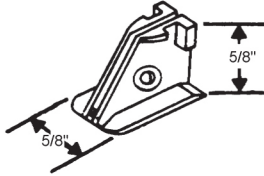
CARRIERS



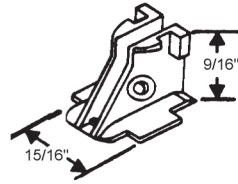
74-501



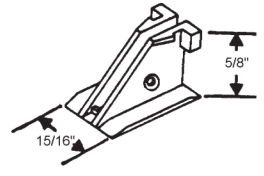
74-502
Airmaster



74-503
Keller

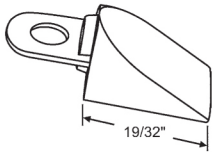


74-504



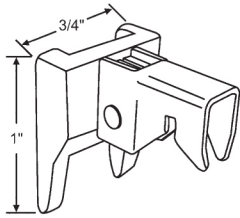
74-510
Keller

BALANCE CAP




74-505

BALANCE SHOE



74-508
Look

RIVETS

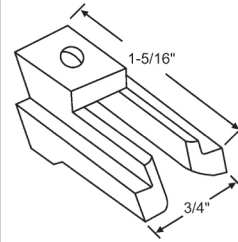


74-509
3/32" Diameter
13/32" Length



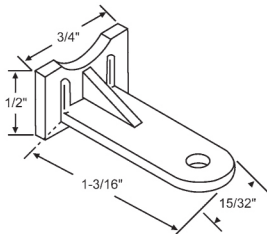
74-500
3/32" Diameter
9/32" Length

NYLON RETAINER

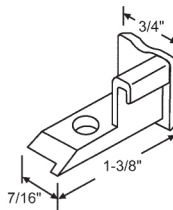


74-715
Nylon, White
All metal retainers are
obsolete. 74-715 will work
in most applications.

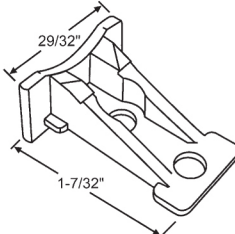
TOP SASH GUIDES



900-5955

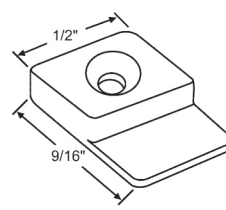


74-602A
Set, LH and RH
Airmaster



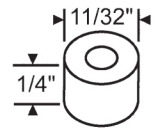
74-607
Keller

FACE GUIDE



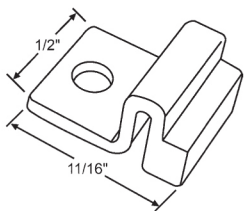
76-600
Uses Screw 20-004

ROUND FACE GUIDE



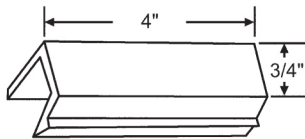
62-613
Nylon Bushing
Keller

WINDOW GUIDE



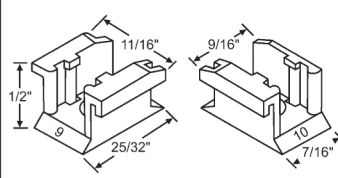
74-612

SASH STOP

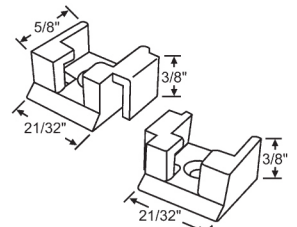


74-713
White

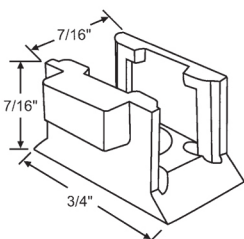
SASH CLIPS



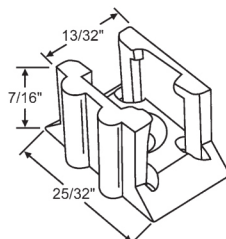
74-600A
Set, LH and RH
Airmaster



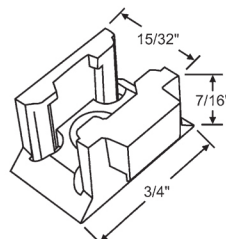
74-611
Set, LH and RH
Keller



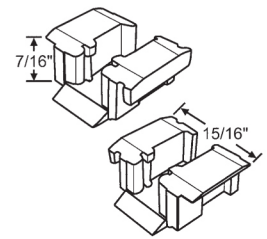
74-604



74-605



74-606



74-609
Keller