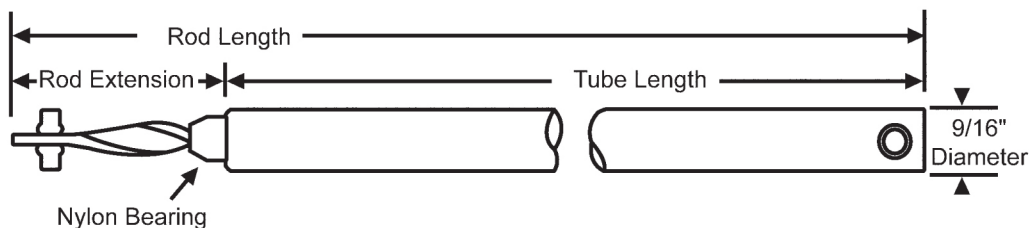


70 Series Balances

5/8" TUBE BALANCE

Tube diameter 9/16" but considered 5/8" in the trade.



Ordering Information

- 1) Measure metal tube length. (Do not include nylon bearing.)
- 2) Measure spiral rod length. (Make sure rod is flush with screw hole end of tube before measuring.)
- 3) Identify the color of the bearing (e.g., white, red, blue or black) and select our corresponding part number from the chart below.
- 4) To identify any attaching brackets or accessories used with your balance, refer to pages 51-53.

Note: Brackets and accessories must be ordered separately.

General Information

- 1) Maximum tube balance length available is 60".
- 2) White, red and blue bearings are for sashes weighing up to 30 lbs; the black bearing with nyclad tip is for sashes weighing up to 40 lbs. Please consult your sales representative for special ordering information.
- 3) The appropriate tensioning tools are 70-515 and 70-516 as shown on pages 53 and 87.

Standard Rod

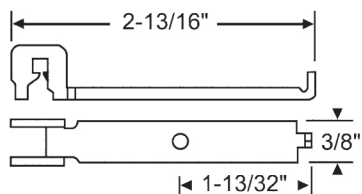
Tube Length	Rod Length	Red Bearing	Blue Bearing	Black Bearing
9"	9-3/4"	70-N9SR	---	---
10"	10-3/4"	70-N10SR	---	---
11"	11-3/4"	70-N11SR	---	---
12"	12-3/4"	70-N12SR	70-N12SB	---
13"	13-3/4"	70-N13SR	70-N13SB	---
14"	14-3/4"	70-N14SR	70-N14SB	---
15"	15-3/4"	70-N15SR	70-N15SB	---
16"	16-3/4"	70-N16SR	70-N16SB	---
17"	17-3/4"	70-N17SR	70-N17SB	70-L17S
18"	18-3/4"	70-N18SR	70-N18SB	70-L18S
19"	19-3/4"	70-N19SR	70-N19SB	70-L19S
20"	20-3/4"	70-N20SR	70-N20SB	70-L20S
21"	21-3/4"	70-N21SR	70-N21SB	70-L21S
22"	22-3/4"	70-N22SR	70-N22SB	70-L22S
23"	23-3/4"	70-N23SR	70-N23SB	70-L23S
24"	24-3/4"	70-N24SR	70-N24SB	70-L24S
25"	25-3/4"	70-N25SR	70-N25SB	70-L25S
26"	26-3/4"	70-N26SR	70-N26SB	70-L26S
27"	27-3/4"	70-N27SR	70-N27SB	70-L27S
28"	28-3/4"	70-N28SR	70-N28SB	70-L28S
29"	29-3/4"	70-N29SR	70-N29SB	70-L29S
30"	30-3/4"	70-N30SR	70-N30SB	70-L30S
31"	31-3/4"	70-N31SR	70-N31SB	70-L31S
32"	32-3/4"	70-N32SR	70-N32SB	70-L32S
33"	33-3/4"	70-N33SR	---	70-L33S
34"	34-3/4"	70-N34SR	---	70-L34S
35"	35-3/4"	70-N35SR	---	70-L35S
36"	36-3/4"	70-N36SR	---	70-L36S
37"	37-3/4"	70-N37SR	---	70-L37S
38"	38-3/4"	70-N38SR	---	70-L38S
39"	39-3/4"	70-N39SR	---	70-L39S
40"	40-3/4"	70-N40SR	---	70-L40S
41"	41-3/4"	70-N41SR	---	70-L41S
42"	42-3/4"	70-N42SR	---	70-L42S
43"	43-3/4"	70-N43SR	---	70-L43S
44"	44-3/4"	70-N44SR	---	70-L44S
45"	45-3/4"	70-N45SR	---	70-L45S
46"	46-3/4"	70-N46SR	---	70-L46S
47"	47-3/4"	70-N47SR	---	70-L47S
48"	48-3/4"	70-N48SR	---	70-L48S
49"	49-3/4"	70-N49SR	---	70-L49S
50"	50-3/4"	70-N50SR	---	70-L50S

Extended Rod

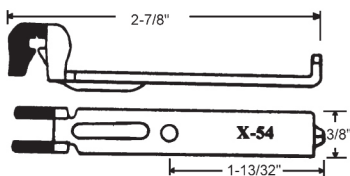
Tube Length	Rod Length	Red Bearing	Blue Bearing
9"	10-3/4"	70-N9RR	---
10"	11-3/4"	70-N10RR	---
11"	12-3/4"	70-N11RR	---
12"	13-3/4"	70-N12RR	70-N12RB
13"	14-3/4"	70-N13RR	70-N13RB
14"	15-3/4"	70-N14RR	70-N14RB
15"	16-3/4"	70-N15RR	70-N15RB
16"	17-3/4"	70-N16RR	70-N16RB
17"	18-3/4"	70-N17RR	70-N17RB
18"	19-3/4"	70-N18RR	70-N18RB
19"	20-3/4"	70-N19RR	70-N19RB
20"	21-3/4"	70-N20RR	70-N20RB
21"	22-3/4"	70-N21RR	70-N21RB
22"	23-3/4"	70-N22RR	70-N22RB
23"	24-3/4"	70-N23RR	70-N23RB
24"	25-3/4"	70-N24RR	70-N24RB
25"	26-3/4"	70-N25RR	70-N25RB
26"	27-3/4"	70-N26RR	70-N26RB
27"	28-3/4"	70-N27RR	70-N27RB
28"	29-3/4"	70-N28RR	70-N28RB
29"	30-3/4"	70-N29RR	70-N29RB
30"	31-3/4"	70-N30RR	70-N30RB
31"	32-3/4"	70-N31RR	70-N31RB
32"	33-3/4"	70-N32RR	70-N32RB
33"	34-3/4"	70-N33RR	---
34"	35-3/4"	70-N34RR	---
35"	36-3/4"	70-N35RR	---
36"	37-3/4"	70-N36RR	---
37"	38-3/4"	70-N37RR	---
38"	39-3/4"	70-N38RR	---
39"	40-3/4"	70-N39RR	---
40"	41-3/4"	70-N40RR	---
41"	42-3/4"	70-N41RR	---
42"	43-3/4"	70-N42RR	---
43"	44-3/4"	70-N43RR	---
44"	45-3/4"	70-N44RR	---
45"	46-3/4"	70-N45RR	---
46"	47-3/4"	70-N46RR	---
47"	48-3/4"	70-N47RR	---
48"	49-3/4"	70-N48RR	---
49"	50-3/4"	70-N49RR	---
50"	51-3/4"	70-N50RR	---

70 Series Balance Accessories

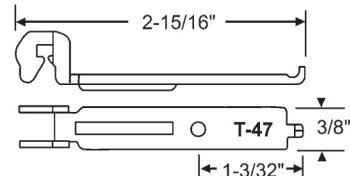
METAL BRACKETS



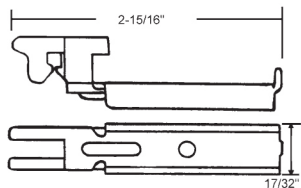
Part #	Description
70-503	Metal
70-503SS	Stainless Steel



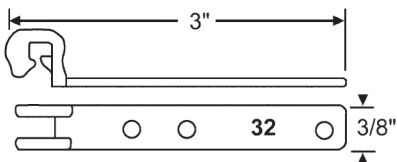
Part #	Description
70-502N	Nyclad Coated
70-502	Not Coated



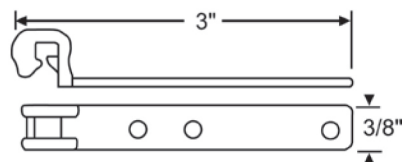
70-501



70-504

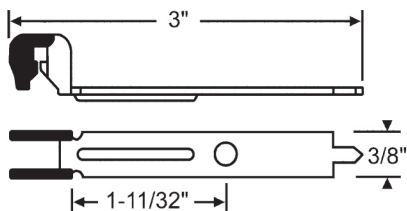


70-500

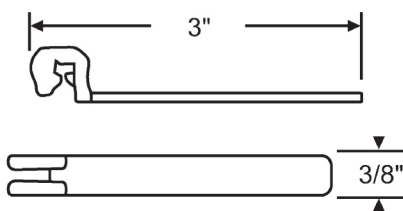


70-524

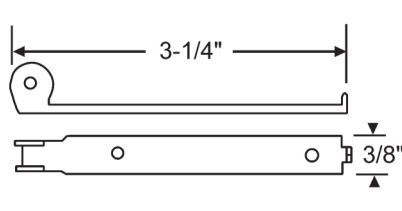
Used with Retainer Guide 70-626



70-534N
Nyclad Coated

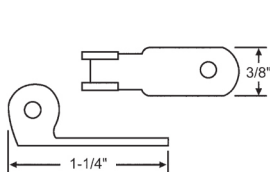


70-526

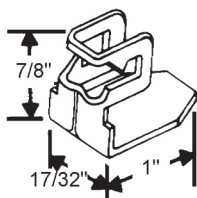


70-523
Riveted Type
Used with Rivet 74-509

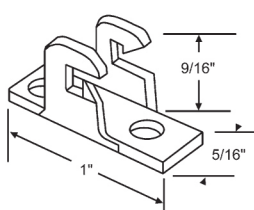
BALANCE SHOES



70-523C

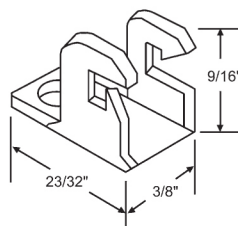


70-521
Metal
Alwinseal

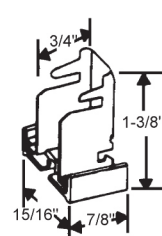


Part #	Description
70-505	Metal
70-505SS	Stainless Steel

Side Mount

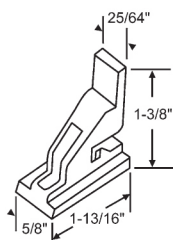


70-506
Metal
Side Mount

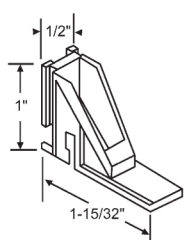


Part #	Hand
70-514RH	Shown

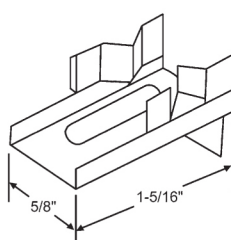
Stanley



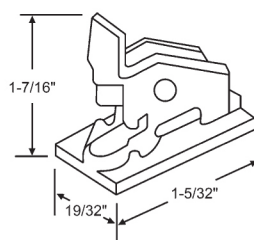
70-510
Tucker/
Georgia Palm Beach



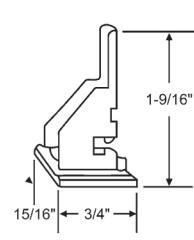
70-513
Use with 70-600 Sash Clip
ABC/Harcar



70-600
Metal Sash Clip for 70-513
ABC/Harcar



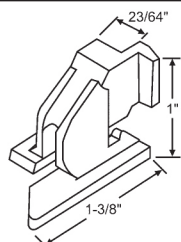
70-509
Tucker/
Georgia Palm Beach



70-508
Use with 70-629 Retainer
Crossly

70 Series Balance Accessories

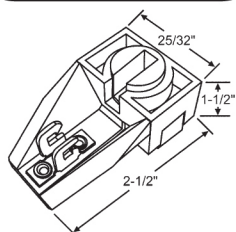
BALANCE SHOES



70-511A

Sold in Sets Only
Cupples

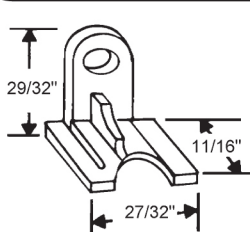
BALANCE BRACKET



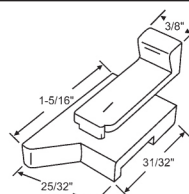
900-10697A

Balance Bracket Assembly w/
Cam and Pawl
SWS

TOP SASH CAMS

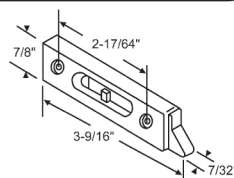


70-602



Part #	Hand
70-615	Shown
70-616	Opposite

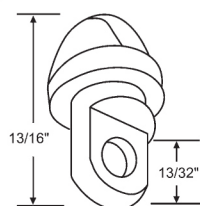
Black, Plastic
Calco Alum. Co.



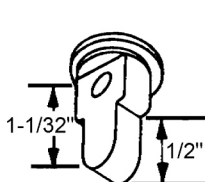
Part #	Hand
70-617	Shown
70-618	Opposite

Top Sash Cam Assembly
New Style, Black
Calco Alum. Co.

BALANCE CAPS

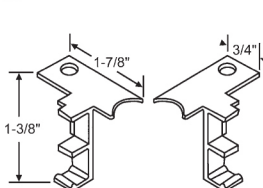


70-517



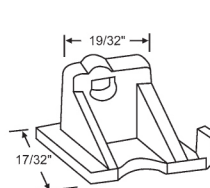
70-528

Georgia Palm Beach



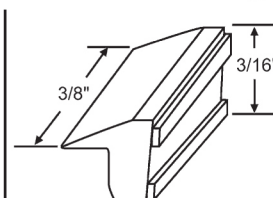
70-627

Two Piece
Die Cast



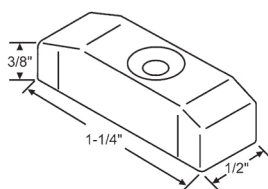
70-606A

Sold in Sets Only. Nylon
Crossly



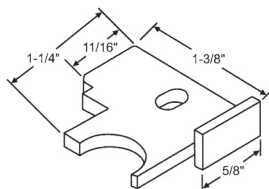
70-624

Nylon



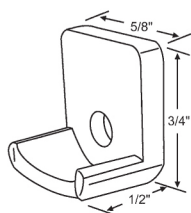
900-5095

Nylon



70-639

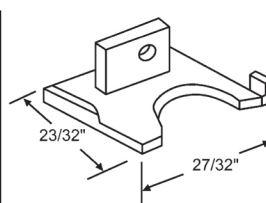
Nylon



70-603

White Plastic

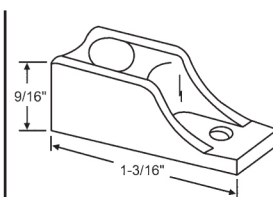
Georgia Palm Beach



70-612

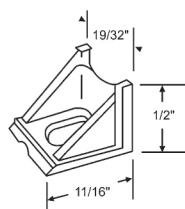
Sold in Sets Only. RH Shown.
Nylon. Use with Balance Shoes
70-514LH & RH

Stanley



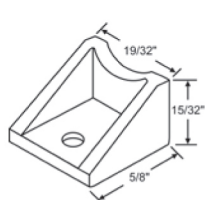
70-620

Nylon



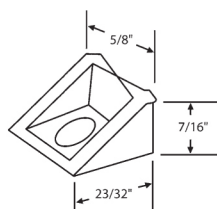
70-601

Off White Plastic



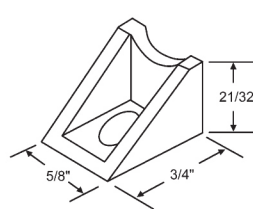
70-605

Gray Plastic



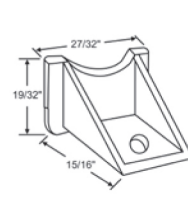
70-625

Nylon



70-635

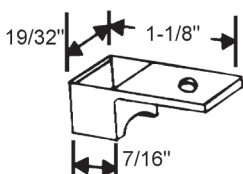
Nylon



70-622

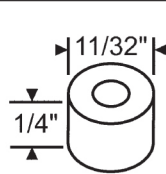
Nylon

SCREW BUSHING



70-623

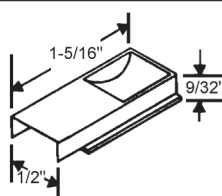
Nylon. Use with 72-500 Carrier
and 72-603 Sash Clip



62-613

Used with Screw 20-048
Calco Alum. Co.

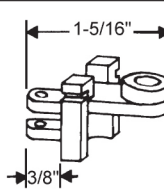
RETAINER



70-629

Nylon

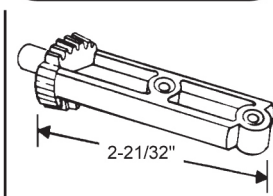
TILT PIVOT



70-519

Black Plastic
Calco Alum. Co.

TILT GEAR

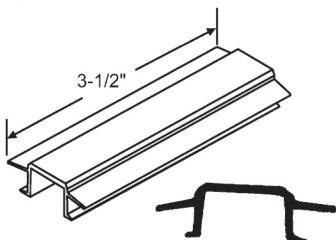


70-613

White Plastic

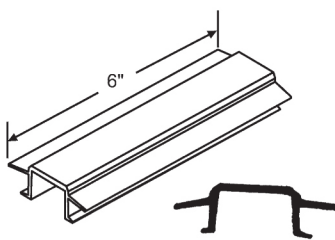
70 Series Balance Accessories

SASH STOPS



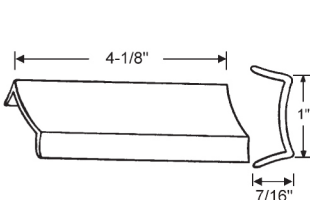
900-20095BE-3.5

Beige, Plastic



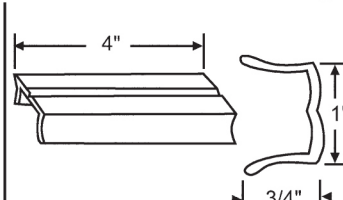
900-20095W

White, Plastic



70-702

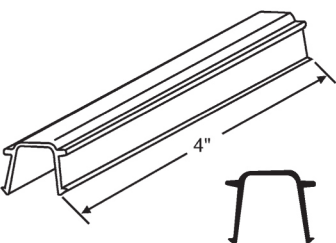
White Plastic



70-700

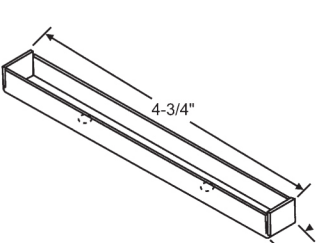
White Plastic

BALANCE TENSION TOOLS



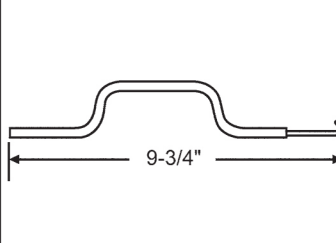
Part #	Color
70-710B	Black
70-710	White

Plastic

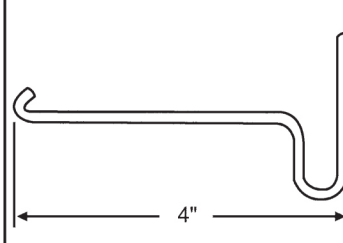


70-707

Metal

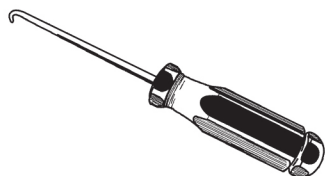


70-515



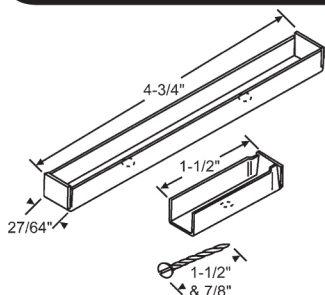
70-516

BALANCE EXTENDER TOOL



59-42

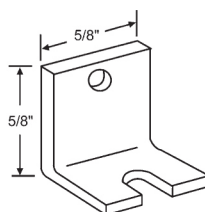
INSTALLATION KIT



70-708

For Stop/Balance bracket installation.
Contains: brackets and assorted screws
and nails; enough for 1 window.

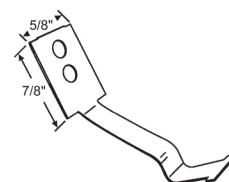
MISCELLANEOUS ACCESSORIES



70-704

Metal Angle Clip

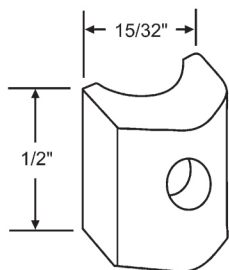
Georgia Palm Beach



70-705

Metal Vent Spring

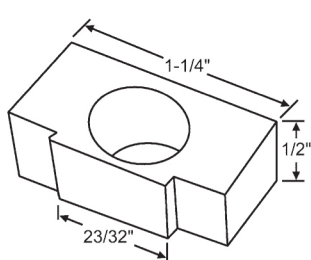
Georgia Palm Beach



70-709

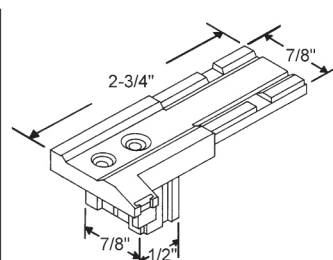
Nylon Backing Block

Georgia Palm Beach



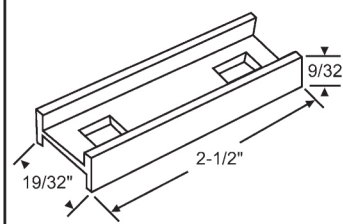
Part #	Color
900-11391	White

Rubber Balance Plug



Part #	Hand
900-2350	Shown
900-2349	Opposite

Corner Assembly. Black Plastic



70-604

Sash Carrier Lock, Aluminum

Georgia Palm Beach